




22 FAIRY TALES

Fairy tales are stories about fairies and characters that do not exist in real life but always teach us something good.

Look at the pictures and match Column A with Column B to make correct pairs.

Column A

1



Aladdin

2



Little Red Riding Hood

3



Cinderella

4



Goldilocks

Column B

(a)



Wolf

(b)



Glass slipper

(c)



Three bears

(d)



Magic lamp

Look at the pictures and discuss the story in the class.
Arrange the story in proper order. Don't forget to
choose the right moral of the story.



Moral of the story :

☐ Wisdom can win might.

☐ Honesty is the best policy.

24

CLEANING THINGS

Identify the following activities using the words given in the Help Box.



1 Washing.....



2 Trimming.....



3 Scrubbing.....



4 Dusting.....




5 Polishing.....



6 Sweeping.....



7 Mopping.....



Scrubbing
Mopping
Sweeping

Trimming
Washing

Polishing
Dusting

Our elders teach us Magic words.

Magic words are part of **good manners**.

Look at the pictures carefully and fill in the blanks given below.
Use the Help Box.



1. When I greet someone in the morning, I say,

Good morning



2. When I make a mistake, I say,

I am sorry



3. When somebody thanks me, I say,

You are welcome



4. After I sneeze, I say,

Excuse me



5. When I do not hear what someone says, I say,

Pardon me

HELP
BOX

- (a) Excuse me (b) Good morning
(c) You are welcome (d) I am sorry
(e) Pardon me



Life Skills

Be polite and follow good manners.
These words of politeness will make
you loved by all.

If you do good things, everyone likes you and you become a smart child.

Tick (✓) the good habits and cross (X) the bad ones.



You throw wrappers in the bin.



You sit too close to the television.



You put your hands out of the bus window.



You do not throw your towel here and there after taking a bath.




You spit on the road.



You lie on your bed without taking off your shoes.



You pluck flowers and leaves.



You write on the walls.



Did You Know?

You should not throw plastic yarn on the road. It may cause someone to fall.



Look at the pictures given below showing table manners that we must follow. Some table manners are incomplete. Complete them by filling the blanks. Use the Help Box.



1 Sit
.....straight.....



2 Don't talk and
.....scream.....



3 Hold cutlery
.....correctly.....



4 No elbows on the
.....table.....



5 Don't stretch
forcefully across
the table.



6 Put napkin in
lap.



7 Noplaying.....
while eating



8 Eat with clean
.....hands.....



hands
correctly
table
playing
straight
scream